

PALM SPRINGS MANOR

ELLENWOOD, GA

William

4-5 beds | 3.5 baths | 2 story | 3,051 sq/ft



ELEVATION A



ELEVATION B

SCAN HERE



CreateYourHome.com | 770.502.6230 | TamraWade.com



All home and community information (including but not limited to any and all pricing, availability, incentives, floor plans, site plans, features, utility information standards and options assessments, fees, planned amenities, special offerings, conceptual artists' renderings and community development plans, square footage and dimensions) is not guaranteed and remains subject to change, availability or delay without notice. Maps are not to scale. Actual siting of homes will be determined by the site and plot plan. All floorplans are property of the Builder. For any questions, please see a Sales Associate. Sales and Marketing by Tamra Wade Team. 2-5-26

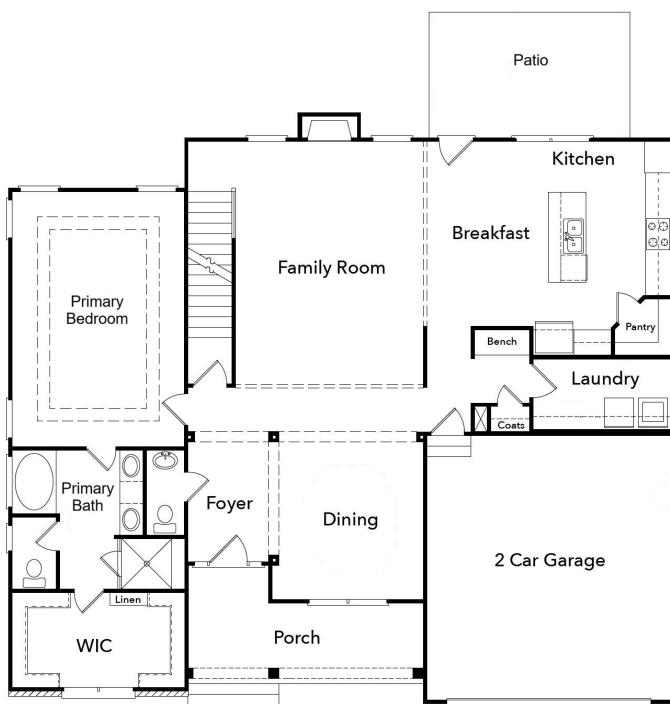
RE/MAX *7RU*
— POWERED BY —
TAMRA WADE

PALM SPRINGS MANOR

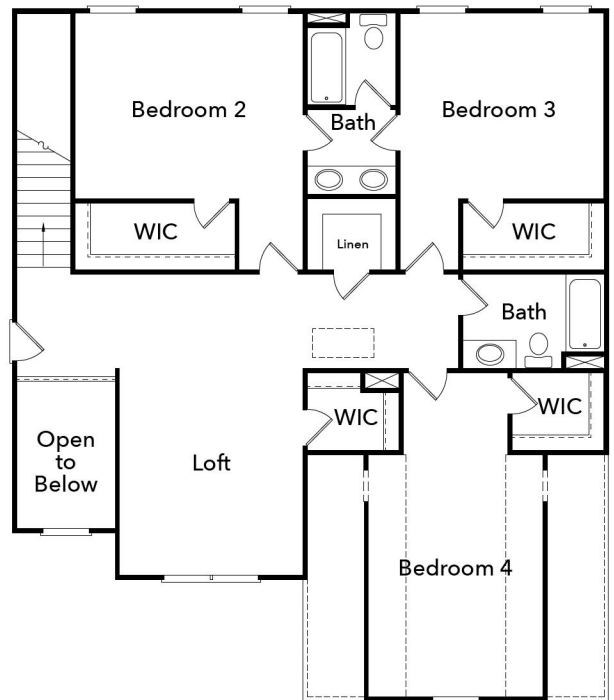
ELLENWOOD, GA

William

4-5 beds | 3.5 baths | 2 story | 3,051 sq/ft



MAIN LEVEL



UPPER LEVEL W/LOFT

Garage count and orientation is subject per homesite



CreateYourHome.com | 770.502.6230 | TamraWade.com

SCAN HERE



All home and community information (including but not limited to any and all pricing, availability, incentives, floor plans, site plans, features, utility information standards and options assessments, fees, planned amenities, special offerings, conceptual artists' renderings and community development plans, square footage and dimensions) is not guaranteed and remains subject to change, availability or delay without notice. Maps are not to scale. Actual siting of homes will be determined by the site and plot plan. All floorplans are property of the Builder. For any questions, please see a Sales Associate. Sales and Marketing by Tamra Wade Team. 2-5-26

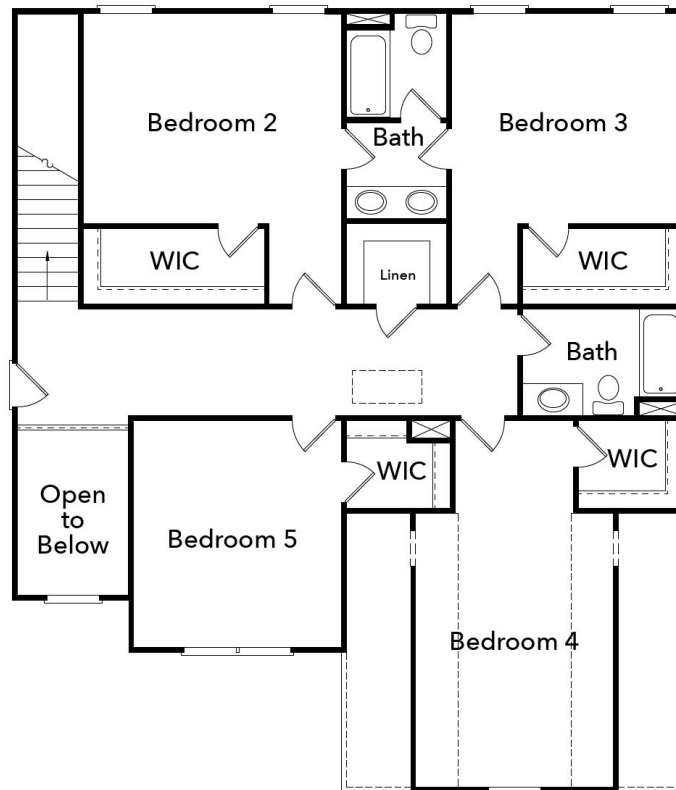
RE/MAX *TRU*
— POWERED BY —
TAMRA WADE

PALM SPRINGS MANOR

ELLENWOOD, GA

William

4-5 beds | 3.5 baths | 2 story | 3,051 sq/ft



UPPER LEVEL W/5TH BEDROOM

Garage count and orientation is subject per homesite

SCAN HERE



CreateYourHome.com | 770.502.6230 | TamraWade.com



All home and community information (including but not limited to any and all pricing, availability, incentives, floor plans, site plans, features, utility information standards and options assessments, fees, planned amenities, special offerings, conceptual artists' renderings and community development plans, square footage and dimensions) is not guaranteed and remains subject to change, availability or delay without notice. Maps are not to scale. Actual siting of homes will be determined by the site and plot plan. All floorplans are property of the Builder. For any questions, please see a Sales Associate. Sales and Marketing by Tamra Wade Team. 2-5-26

RE/MAX *TRU*
— POWERED BY —
TAMRA WADE